

Gen-Eye Hot-Spot®

Digital Pipe Locator



Scan to see webpage

The new Gen-Eye Hot-Spot® pipe locator makes locating easier than ever. Its total field antenna array and on-screen icons lead you right to your target, without the long learning curve. Whether you're an experienced pro or a first time user, you can quickly locate inspection cameras, sondes, active power lines and utility lines with pinpoint accuracy. No need to interpret numbers and bar graphs.

The easy-to-see auto backlit LCD display shows you the way with arrows that point you in the right direction every time. Utility line location and active buried power line locating is just as easy.

The Hot-Spot is the industry's most rugged locator. Rated at IP65, it is dust and dirt proof, and water resistant. It passed the one meter drop test and the screen passed the 18" steel ball drop test.




“ I use the Hot-Spot 10 times a week and it's dead-on-the-money 100 percent of the time! ”
Tim Rogers, R-Mech Heating Cooling & Plumbing

Key Features


- **Easy to read display icons** - Lead you to your target. Auto backlight lets you locate in dimly lit areas.
- **Total field antenna array** - Allows you to locate from any direction. Tells you the lay of the pipe.
- **Industry's most rugged locator** - Its IP65 rating is the industry's highest for performing in dusty, dirty or wet jobsite conditions. Passed 1-meter drop test; screen passed 18" steel ball drop test.
- **Superior Battery Life** - Lasts approximately 30 hours – more than twice as long as others. Automatic shutdown feature saves power.
- **Expanded Frequencies** - Locates two sonde frequencies, two power frequencies and four line frequencies (with external transmitter).
- **Simple, menu-based user interface** - No need for multiple screens. Easy-to-access menus make it easier to use than other locators.

A
On-Screen Arrows




No need to interpret numbers and bar graphs. The arrows point you in the right direction.

B
Null Point Icon




All four arrows point back toward each other to indicate the null point and the pipe location.

C
Line Direction Compass



Arrows around the outside of the circle tell you which way to rotate the locator until you are in line with the lay of the pipe.

D
Camera Icon



When you're directly over the camera, the diamond appears at the center of the circle. Depth will automatically appear on the screen as well.