


Jet-Set[®] Nozzles and Hoses



Scan to see webpage




Powerful penetrating nozzle cuts through grease and ice.



Wide spray flushing nozzle cleans inside of pipe thoroughly.




Spring Leader nozzle helps guide hose around tight bends and P-traps.



Downhead nozzle takes hose down Tees and around difficult corners.

Nozzles

Whether you're up against grease, sand, or ice, there's a General nozzle that will cut through it. Some are designed for maximum penetrating power, some are designed to pressure wash the pipe walls, and some are designed to go around sharp bends. All of General's nozzles are made of hardened stainless steel to last longer.



Rotary Nozzles

Make sure you leave the lines crystal clear with General's rotary nozzles. The JN-RB heavy duty hardened stainless steel rotary nozzles have two 90 degree jets to scour the walls of the pipe, and two 35 degree jets to drive the hose down the line. The less expensive JN-RA hardened steel rotary nozzles have two 45 degree jets for combined thrust and cleaning action.




1/2" nozzle works well in combination with the 12 gpm Typhoon trailer jet to clear 4", 6", 8", and 10" lines.

3/8" nozzle is available for 4, 5.5, and 8 gpm models to clear 4", 6", and 8" lines.

Chain Saw Nozzles™

Rip through roots with the Chain Saw Nozzle. Lengths of chain can quickly and easily be switched for different diameter pipes. Spins at up to 10,000 RPM.



High Performance Nozzles

General's High Performance Nozzles incorporate patented fluid mechanics that significantly increase thrust, pulling power, and cleaning power without needing to increase water flow or pressure.

These nozzles are custom machined to redirect the water through highly efficient inner surface channels directed toward each orifice. The nozzles have replaceable threaded inserts at each orifice, so when the nozzle wears, you only have to replace the inserts, not the whole nozzle.



Hoses



Tough high pressure jetting hose comes in a variety of lengths and diameters. Use the 1/2" ID hose for main lines and long runs at distances up to 400 ft. Use the 3/8" ID hose for clean outs, 4" through 8" floor drains, and septic lines at distances up to 300 ft. With the 1/4" ID hose, you can clear 2" through 4" lines up to 200 ft. away. And the Super-Flex™ 1/8" hose has the flexibility to get through 1-1/2" and 2" lines and bends up to 75 ft. down the line.

Optional high performance 3/16" stainless steel sewer jetter hose with Teflon® core offers better cleaning power. It has the flexibility to get through 1-1/2" to 3" lines and bends, and is available in 30', 50' and 75' lengths.