

# General PIPE CLEANERS

Condensed Catalog



*The toughest tools down the line.™*

[www.drainbrain.com](http://www.drainbrain.com)



MADE IN USA



## **Super-Vee®** *The small drain specialist*

For kitchen, bathroom, laundry drains, and lines up through 3" in diameter. Has a patented Slide-Action Chuck built right into the grip shield. Just slide it back to grip cable; forward to release it. Automatically adjusts for different size cables. You get your cable into the line faster, pull it out faster, and have full control at all times. To switch to a different cable, loosen three screws, pull front of drum off cable and load in another cartridge. Takes less than a minute and turns what could be a messy job into a clean one. Dyna-Thrust™ bearing system protects motor and significantly extends the life of the tool.

## **Power-Vee®** *Squeeze trigger to feed cable into line*

In tight or awkward places, the Power-Vee is like having an extra hand. To feed the cable, just start the Power-Vee and squeeze the lever. To retract it, reverse the motor and squeeze the lever. It feeds 3/8" cables at 16 ft. per minute. The feed handles 1/4", 5/16" and 3/8" cables. No adjustment, disassembly, or additional parts required. Like the Super-Vee, the Power-Vee has quick loading cable cartridges, so it's easy to change to a different cable diameter. Dyna-Thrust™ bearing system protects the motor and significantly extends the life of the tool.



## **Drain-Rooter PH™** *The clean machine*

Equipped with a variable speed power cable feed and variable speed motor, the Drain-Rooter PH makes drain cleaning jobs easier and faster. It feeds and retrieves the cable at up to 16 ft. per minute, and a four-foot long guide hose eliminates cable whipping, dirty fixtures and messy floors. The drum speed can be varied by changing the pressure on the foot pedal, making it easier to thread the boring head through strainers and crossbars. Great for long jobs or when working in cramped areas, the Drain-Rooter PH can be operated in both vertical and horizontal positions to get closer to the drain opening. A quick-change cartridge system allows you to switch to different diameter cables without pulling the old cable out of the drum.



## **Mini-Rooter Pro®** *Now with wheels and folding handle*

Tired of carrying your drain cleaning machine to the jobsite? Now you don't have to. The Mini-Rooter Pro sports wheels to make it easier for you to transport it to and from the job, and a folding handle for compact storage in your truck. With 75 feet of 3/8" cable, the Mini-Rooter Pro clears drains from rooftop to basement, including kitchen, bath, and laundry drains. The drum comes off in seconds for more portability. An optional Power Cable Feed gives you better feeding and control, so the job is easier. For small drain work, you can order the J-Drum with 50 feet x 1/4" or 5/16" cable.





## **Mini-Rooter XP®** *Extra portability and performance*

The Mini-Rooter XP gives you extra portability and extra performance. You get 8" semi-pneumatic wheels to maximize mobility and a folding handle to save space. A roll bar protects the 1/3 hp motor when going up or down stairs. The variable speed Power Cable Feed gives you the power to easily feed and retrieve the cable at up to 16 ft/minute. The drum holds 75 ft of 3/8" or 1/2" cable and features a free floating inner drum with Flexitube distributor tube to help prevent cable tangling. By switching to the optional J-Drum, you can handle smaller drain lines.



## **Sewerooter T-3™**

### *For inside jobs; with a 100 foot capacity*

Big 8" wheels and a tall handle make this an easy machine to move around. Drum holds 100 feet of 1/2" Flexicore cable that's tough enough to clear stoppages even in 4" drain lines. A Power Cable Feed gives you an easy way to feed cables, driving them into the line and retracting them without reversing the motor rotation. The T-3 has a capacitor start 1/3 hp motor with thermal overload protection, an air-activated foot pedal, and Ground Fault Circuit Interrupter. Other features include a folding handle and a quickly and easily removable drum.

## **The Metro®**

### *Root cutting power at a great price*

The Metro is a tough root cutting machine in a compact, lightweight package, at a price that's easy on tight budgets. With 75 feet of 5/8" cable it handles roots and other difficult obstructions in 3" to 6" lines – ideal for city drain cleaners, plumbers and contractors. It's light enough for one person to take down to the basement or up on the roof. The variable speed Power Cable Feed, a real labor saver, gives you better control when working through tough stoppages. Tall handle folds easily to take up less room in your truck. Other features: V-belt stair climbers, 10" ball bearing wheels, and truck loading wheel.



## **Speedrooter 92®** *Job tested tough*

The Speedrooter 92 uses two different size drums, one with 3/4" cable and one with 9/16" cable, enabling it to handle 3" through 10" lines. Capacity of large drum is 100 ft. of 5/8 or 3/4" cable. It has a see-through inner drum cage that prevents cable tangling, while enabling the operator to see how much cable is left in the drum. The machine also has an air-activated foot pedal and a Ground Fault Circuit Interrupter for safety. Power Cable Feed takes most of the muscle work out of drain cleaning because it has the pulling power to get your cable out of the line, even on long, tough jobs. Other features: V-belt stair climbers, 10" ball bearing wheels, a truck loading wheel, and a tool box.





## **Maxi-Rooter®** *A big capacity, heavy duty machine*

The Maxi-Rooter holds 125 ft. of 3/4" or 150 ft. 5/8" cable, and can drive a lot more. Clears roots, sand and scale from sewers. An inner drum prevents tangling but allows you to see how much cable is left in the drum. Pneumatic foot pedal has no electrical contact between pedal and 3/4 hp motor. Power Cable Feed drives or retracts cable at any speed you want from zero to twenty feet per minute. Machine rolls on big 10" ball bearing wheels. Standard equipment includes V-belt stair climbers, built-in tool box and truck loading wheel.

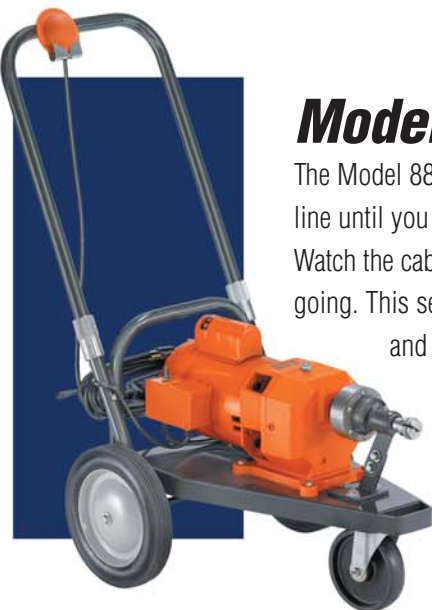
## **I-95®** *It's three machines in one*

Here's a sectional cable machine that drives 7/8" and 5/8" sections – or even 5/16" cables for small drain work. You switch from 7/8" to 5/8" and back by repositioning the chuck cone. No adapter required. Attach a small drum to the back of the machine to drive smaller cables. The I-95 gives you power and convenience. The motor is a 1/3 hp capacitor type, so it delivers plenty of torque to the cables. Yet, as soon as you lift the drive handle, the cable stops rotating, so there's no additional torque build up. You also use the drive handle to carry the machine. And when it's in position on the job, its four point base gives it rock-solid stability. A cutter holder is attached to the back of the I-95, so your cutting heads are always with the machine. A Ground Fault Circuit Interrupter is standard equipment.



## **Root 66®** *Uses sectional cables for 1-1/4" thru 4" lines*

The Root 66 is ready for all your inside and roof top jobs. Slip on a small drum for sink drain work; use 5/8" sectional cables for lines up through 3"; or use 7/8" cables for 4" lines – and you do all the switching without adapters or tools. The Root 66 spins the cable at 400 rpm. To operate, just feed the cable into the line, turn on the motor, and press down on the handle. The cable stops rotating as soon as you lift the handle, so there's no additional torque build up. A heavy duty sealed 1/2 hp motor is standard. An optional dolly is available for easy transport over long distances.



## **Model 88™** *You walk while it works*

The Model 88 is almost as easy to run as a lawn mower. You push eight or ten foot cable sections into the line until you reach some resistance. Then attach the cable to the machine, stand behind it, and turn it on. Watch the cable feed itself into the line. When a section has run into the drain, attach another one and keep going. This self-feeding feature also works to pull sections out of the line. Cables snap together in a second and are taken apart quickly. The Model 88 handles jobs up to 200 feet long in 3" to 10" lines.

An adjustable safety clutch protects cables and operator.





## **Jet-Set®**

### ***Cleares grease and ice with high-pressure water***

General's water jets are ideal for clearing soft stoppages and ice from drain lines. They use a stream of high-pressure water that hits the stoppage and flushes it away. The thrust of the jet nozzle drives the hose down the line and gives you wall-to-wall pipe cleaning action. Our Vibra-Pulse® feature breaks the tension between the surface of the hose and the pipe walls, helping the hose slide around tight bends and propel itself farther down the line. The Jet-Set includes a wide range of equipment, from easy-to-use electric units that generate 1500 psi at 1.7 gallons per minute, to gas jets that generate 3000 psi at 8 gpm, to the powerful Typhoon® trailer jet that produces 2500 psi at 12 gpm.



## **Gen-Eye® Pipe Inspection/ Location System**

When you have a Gen-Eye pipe inspection/location system, you'll know what the problem is, where it is, and how deep to dig. It keeps your quotes competitive and your customers happy. The self-leveling color camera automatically keeps your picture right side up as the camera glides through the line, making it easier for you to follow the action. Record digitally on SD card, or via Wi-Fi to a device of your own. Gen-Eye systems include everything you need to trouble-shoot 1-1/2" to 10" lines.



## **Gen-Ear LE® Water Leak Location System**

The Gen-Ear LE is a simplified, more economical water leak locator with stronger sound amplification than other systems. The compact amplifier fits easily in the palm of your hand. It provides noise-free amplification with built-in preset audio filters, so you don't have to guess what settings to use. And the high performance headphones block out interference from ambient noise. Use the Gen-Ear LE to pinpoint water leaks in residential and commercial water lines, whether they are under concrete slabs, in walls, swimming pools, or hot tubs.

## **Kinetic Water Ram™**

### ***Opens clogged drains with shock action***

The Kinetic Water Ram uses a burst of compressed air to create a shock wave (kinetic energy) that travels through water to break up a stoppage. It quickly opens clogged sinks, toilets and tubs; handles rust, grease, and scale in lines up through 4" in diameter. The Ram has a self contained pump and pressure gauge, so you can hit the blockage with just the right amount of force. You get instant impact with no pressure build up. The shock wave travels so fast that it bypasses vents and stacks, hitting the stoppage with 98% of its force. The Ram is particularly useful when the problem is on the far side of a drum trap.





## Urinal Auger

Gets through urinals where other snakes can't. Specially designed spring negotiates tight urinal bends.



48" Teletube® model clears stoppages beyond the urinal.

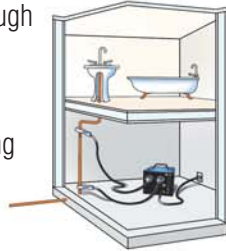
## Closet Auger

Flexicore® double spring construction is so tough it's unconditionally guaranteed for a full year. Two springs are coiled over a wire rope core for maximum toughness and flexibility. Teletube® model quickly extends from three to six feet if needed to clear stoppages beyond the bowl.




## Hot-Shot® Thaw frozen pipes quickly

No more tearing up floors, breaking through walls, or digging around frozen pipes in frozen ground. Now you can eliminate hazardous blow torches and stop worrying about expensive repairs or damage. With the safe Hot-Shot pipe thawer, you can accomplish the job faster and easier – and save time and money.



## AutoCut® Copper tube cutter

This is a great tool to have when you don't have enough swing room to use a full size tubing cutter. You can cut copper tubing with less than one inch of clearance. And it's ideal for stub-out work. Quicker than conventional cutters. Snap it onto the tube, close the gate and turn. The cutter wheel automatically tightens as you turn the AutoCut – no knobs to twist. The cutter wheel is spring loaded to provide a constant cutting pressure. Available in 1/2", 3/4" and 1" sizes.



## Cold-Shot® Pipe freeze kit



No need to drain water lines, sprinkler systems, or hot water systems before cutting pipe or tubing. The Cold-Shot keeps

pressurized system operating while you make repairs. It freezes all types of liquids in steel, copper, cast iron, aluminum, and plastic pipes ranging from 1/8" to 2" (10 mm – 60 mm) using carbon dioxide (CO<sub>2</sub>). The Cold-Shot is faster and less expensive than "refrigerator-type" units; faster and uses less CO<sub>2</sub> than "bag-type" units. In five minutes you're ready to go to work on copper tubing, just three minutes for cast pipe.



## Flood-Guard™ Prevents basement flooding

Flood-Guard operates like a check valve to seal off water back-up caused by overloaded sewers. Water flows normally through the drain until the sewer begins to back up. Then the Flood-Guard float rises to seal off the drain opening until the water recedes. A screwdriver and a couple of minutes are all you need to install the Flood-Guard. Once in place, it can prevent property damage and a very messy clean up job. Available in 2", 3" and 4" sizes.

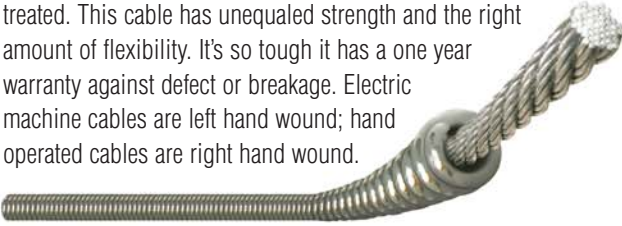




# General's Sewer and Drain Cables

## Flexicore® Wire Rope Center Cables

Heavy gauge wire is coiled around 49 strand wire rope and then heat treated. This cable has unequalled strength and the right amount of flexibility. It's so tough it has a one year warranty against defect or breakage. Electric machine cables are left hand wound; hand operated cables are right hand wound.



## Flexichain™ Ten Foot Sections

(Shown with "G" connector.) Quick-coupling 1-1/4" cables for use with Model 88. A chain center gives maximum protection against losing broken cables in a line, while allowing maximum flexibility. With the "G" connector, no torque is put on the locking pin when running in reverse, making it a very durable coupling.



## Sectional Cables

(Shown with "R" connector.) "T-slot" couplings in a variety of lengths, diameters, and styles for use with the Root 66 and I-95. The 5/8" cables are 7-1/2 ft. long and have either a tightly wound or open wound spring. The 7/8" cables are 15 ft. long and are either hollow or have a spring-reinforced "Proflex" center. The 1-1/4" cables are available in standard and heavy duty versions.



## Proflex™ Eight or Ten Foot Sections

(Shown with "L" connector.) Same outer cable as Flexichain, for use with same machines. An inner spring enables it to better handle motor torque and have better "push" when working through tough stoppages. Proflex and Flexichain outer springs are right-hand wound for faster self-feeding. Also available with "G" connector.



# Some of General's Cutting Heads



**Boring Gimlet**  
For removing loose objects



**Flexible Arrow Head**  
For sharp turns in small lines



**Down Head Boring Gimlet**  
Leads cable down the line



**All-Purpose Down Head Fitting**  
Can be used with all standard Super-Vee cutters



**Heavy Duty 3" to 6" Expansion Cutter**  
Can pass through 3" pipe to reach and clean 6" pipe



**1-1/2" "U" Cutter**  
For cutting and scraping



**Double Down Head**  
(For 1/4" and 5/16" Cables) For especially difficult bends



**Side Cutter Blades**  
For cutting and scraping in 2", 3", 4" and 6" sizes



**Spear Head**  
A good starting tool to get water flowing



**"U" Cutter**  
For cutting and scraping in 2", 3" and 4" sizes



**Rotary Saw Blades**  
For roots and other stoppages in 3", 4" and 6" sizes



**Root Ripper**  
Heavy spring screws into root mass, while front hook tears into stoppage



**ClogChopper®**  
Clears debris, scale, roots, and crystallized urine



**Heavy Duty Side Cutters**  
Extra thick blades with beveled edges, in 3" and 4" sizes



**Corkscrew Retrieving Tool**  
For removing loose objects



**Heavy Duty Saw Blades**  
For roots and other stoppages, in 3", 4", and 6" sizes

Since 1930, plumbing and drain cleaning contractors have trusted General Pipe Cleaners for their "Toughest Tools Down The Line". That's because reliability and innovation forged General's reputation for generations of customers.

For the better part of a century, this third-generation, family-owned business has been based right here in the USA. We are continually introducing innovative new products - like Flexicore® cable, a radical design when first introduced. It's still the toughest cable you can buy. Today, General boasts a full line of advanced drain cleaning products –

including reliable drain cleaners, water and trailer jets, video inspection systems, water leak locators, pipe freezers, pipe thawing machines, and more!

General manufactures machines for professional use and for maintenance in buildings, schools, restaurants, hotels and business facilities. And we give you the broadest warranty in the industry.

This catalog will help you choose the model you need to solve your drain cleaning problem. The see your plumbing distributor for more information, or contact the Drain Brains® at General.

	Typical Applications	For Use In Following Pipe & Sizes	Maximum Capacity	Operating Weight	Maximum Recommended Distance	Motor Horsepower
<b>Super-Vee</b>	Sinks Bathtubs, Roofstacks	1-1/4" – 3" 30 mm x 75 mm	35 ft. x 3/8" or 50 ft. x 5/16" or 1/4" 10.5 m x 9.5 mm or 15 m x 7.9 mm	16 lbs. with 25 ft. x 3/8"	50 ft. 15 m	3.2 amp
<b>Power-Vee</b>				7kg		
<b>Drain-Rooter PH</b>				34 lbs. / 15 kg		
<b>Mini-Rooter Pro</b>	Small Drains, Inside Work, On Roofs (Not For Roots)	1-1/4" – 3" and most 4" 30 mm – 75 mm and most 100 mm	75 ft. x 1/2" or 3/8" 22.5 m x 12.7 mm	62 lbs. / 28 kg With 75 ft. x 3/8"	75 ft. 22.5 m	1/3 hp
<b>Mini-Rooter XP</b>	Small Drains, Inside Work, On Roofs (Not For Roots)	1-1/4" – 3" and most 4" 30 mm – 75 mm and most 100 mm	75 ft. x 1/2" or 3/8" 22.5 m x 12.7 mm	92 lbs / 42kg With 75 ft. x 3/8"	75 ft. 22.5 m	1/3 hp
<b>Sewerooter T-3</b>	Small Drains, Inside Work, On Roofs (Not For Roots)	2" – 3" and most 4" 50 mm – 75 mm and most 100 mm	100 ft. x 1/2" 30 m x 12.7 mm	115 lbs. 52 kg	100 ft. 30 m	1/3 hp
<b>The Metro</b>	Combination of Sewerooter T-3 and Maxi-Rooter	3" – 10" 75 mm – 250 mm	50 ft. x 3/4" or 75 ft. x 5/8" or 100 ft. x 9/16" 15 m x 19 mm or 22.5 m x 15.8 mm or 30 m x 14.2 mm	153 lbs. with 75 ft. 69 kg	150 ft. 45 m	1/3 hp
<b>Speedrooter 92</b>	Combination Sewerooter T-3 and Maxi-Rooter	3" – 10" 75 mm – 250 mm	100 ft. x 3/4" or 5/8" 100 ft. x 9/16" 30 m x 19 mm or 30 m x 14.2 mm	239 lbs. 108 kg	200 ft. 60 m	1/2 hp Optional 3/4 hp
<b>Maxi-Rooter</b>	Heavy Duty, Roots, Sand, Rags, Industrial Plants	3" – 10" 75 mm – 250 mm	125 ft. x 3/4" or 150 ft. x 5/8" 37.5 m x 19 mm or 45 m x 15.8 mm	250 lbs. 114 kg	200 ft. 60 m	3/4 hp
<b>I-95</b>	Small Drains Inside Work, On Roofs	1-1/4" – 4" 30 mm – 100 mm	Not Applicable	39 lbs. Without Sections 18 kg	125 ft. x 5/8" cable 38 m x 15.8 mm 150 ft. x 7/8" cable 45 m x 22.4 mm	1/3 hp Optional 1/2 hp
<b>Root 66</b>	Small Drains, Inside Work, On Roofs	1-1/4" – 4" 30 mm – 100 mm	Not Applicable	38 lbs. Without Sections 17 kg	125 ft. x 5/8" cable 38 m x 15.8 mm 150 ft. x 7/8" cable 45 m x 22.4 mm	1/2 hp
<b>Model 88</b>	Heavy Duty, Roots, Sand, Rags, Industrial Plants	3" – 10" 75 mm – 250 mm	Not Applicable	80 lbs. Without Sections 36kg	200 ft. 60 m	3/4 hp
<b>Jet-Set</b>	Grease, Sand Soft Stoppages and Ice	1-1/2" – 12" 38 mm – 300 mm	Up to 400 ft. depending upon unit.	Varies with unit.	75 ft. x 1/8" hose 22.5 m x 3.2 mm 200 ft. x 1/4" hose 60 m x 6.4 mm 300 ft. x 3/8" hose 90 m x 9.5 mm	1-1/2 – 24 hp

Use 1/4" Cable in 1-1/4" – 2" Lines ■ 5/16" Cable in 1-1/2" – 2" Lines ■ 3/8" Cable in 2" – 3" Lines  
1/2" and 9/16" Cable in 3" – 4" Lines (Not Roots) ■ 5/8" Cable in 3" – 6" Lines ■ 3/4" Cable in 4" – 10" Lines



MADE IN USA

© General Wire Spring Co. 2014

**General** General Wire Spring Co.  
PIPE CLEANERS  
McKees Rocks, PA 15136 USA  
800-245-6200 or 412-771-6300  
[www.drainbrain.com](http://www.drainbrain.com)

CR-CC-9/14